

Operator
Telephone
Fax
e-Mail

Table of contents

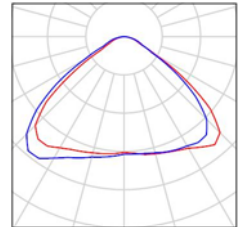
Project 1	
Table of contents	1
Luminaire parts list	2
Street 1	
Planning data	3
Photometric Results	4
3D Rendering	6
False Colour Rendering	7
Valuation Fields	
Valuation Field Roadway 1	
Isolines (E)	8
Greyscale (E)	9
Value Chart (E)	10
Valuation Field Sidewalk 1	
Greyscale (E)	11
Value Chart (E)	12
Valuation Field Sidewalk 2	
Greyscale (E)	13
Value Chart (E)	14

Operator
Telephone
Fax
e-Mail

Project 1 / Luminaire parts list

20 Pieces 100W 5S 3030
Article No.:
Luminous flux (Luminaire): 12999 lm
Luminous flux (Lamps): 13000 lm
Luminaire Wattage: 100.0 W
Luminaire classification according to CIE: 100
CIE flux code: 53 91 98 100 100
Fitting: 1 x User defined (Correction Factor 1.000).

See our luminaire catalog for an image of the luminaire.



Operator
 Telephone
 Fax
 e-Mail

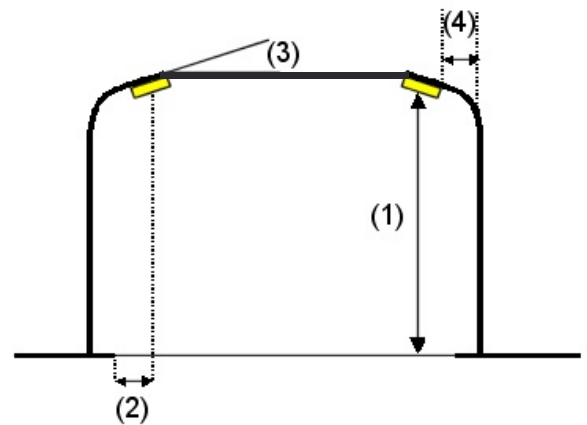
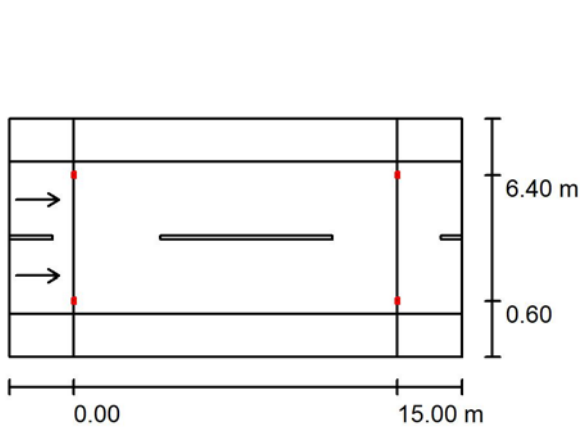
Street 1 / Planning data

Street Profile

Sidewalk 2 (Width: 2.000 m)
 Roadway 1 (Width: 7.000 m, Number of lanes: 2, tarmac: R3, q0: 0.070)
 Sidewalk 1 (Width: 2.000 m)

Maintenance factor: 0.80

Luminaire Arrangements



Luminaire: 100W 5S 3030
 Luminous flux (Luminaire): 12999 lm
 Luminous flux (Lamps): 13000 lm
 Luminaire Wattage: 100.0 W
 Arrangement: Double row, opposing
 Pole Distance: 15.000 m
 Mounting Height (1): 8.000 m
 Height: 8.000 m
 Overhang (2): 0.600 m
 Boom Angle (3): 10.0 °
 Boom Length (4): 0.000 m

Maximum luminous intensities

at 70°: 97 cd/klm
 at 80°: 37 cd/klm
 at 90°: 16 cd/klm

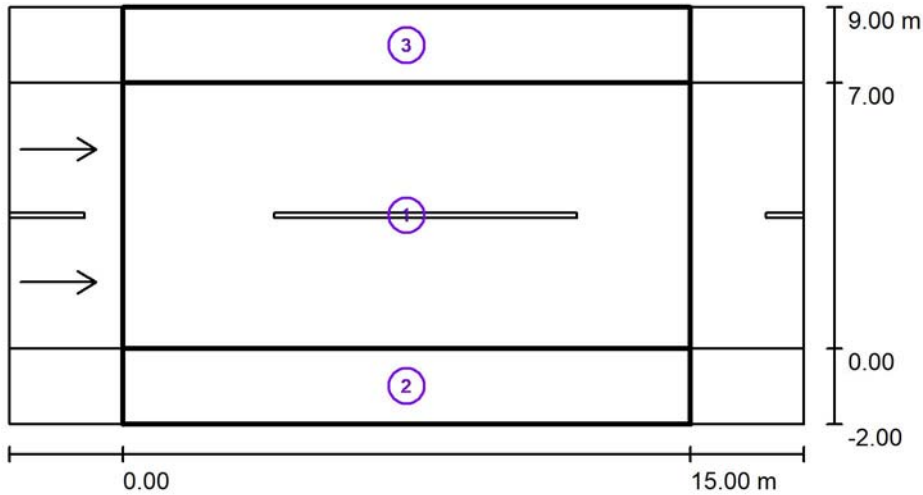
Any direction forming the specified angle from the downward vertical, with the luminaire installed for use.

Arrangement complies with luminous intensity class G3.

Arrangement complies with glare index class D.2.

Operator
Telephone
Fax
e-Mail

Street 1 / Photometric Results



Maintenance factor: 0.80

Scale 1:200

Calculation Field List

- 1 Valuation Field Roadway 1
Length: 15.000 m, Width: 7.000 m
Grid: 10 x 6 Points
Accompanying Street Elements: Roadway 1.
tarmac: R3, q0: 0.070
Selected Lighting Class: ME4a

(All lighting performance requirements are met.)

	L_{av} [cd/m ²]	U0	UI	TI [%]	SR
Calculated values:	5.04	0.80	0.74	/	0.78
Required values according to class:	≥ 0.75	≥ 0.40	≥ 0.60	≤ 15	≥ 0.50
Fulfilled/Not fulfilled:	✓	✓	✓	/	✓

Operator
Telephone
Fax
e-Mail

Street 1 / Photometric Results

Calculation Field List

- 2 Valuation Field Sidewalk 1
Length: 15.000 m, Width: 2.000 m
Grid: 10 x 3 Points
Accompanying Street Elements: Sidewalk 1.
Selected Lighting Class: CE5 (All lighting performance requirements are met.)

	E_{av} [lx]	U0
Calculated values:	95.11	0.82
Required values according to class:	≥ 7.50	≥ 0.40
Fulfilled/Not fulfilled:	✓	✓

- 3 Valuation Field Sidewalk 2
Length: 15.000 m, Width: 2.000 m
Grid: 10 x 3 Points
Accompanying Street Elements: Sidewalk 2.
Selected Lighting Class: CE5 (All lighting performance requirements are met.)

	E_{av} [lx]	U0
Calculated values:	95.11	0.82
Required values according to class:	≥ 7.50	≥ 0.40
Fulfilled/Not fulfilled:	✓	✓



Operator
Telephone
Fax
e-Mail

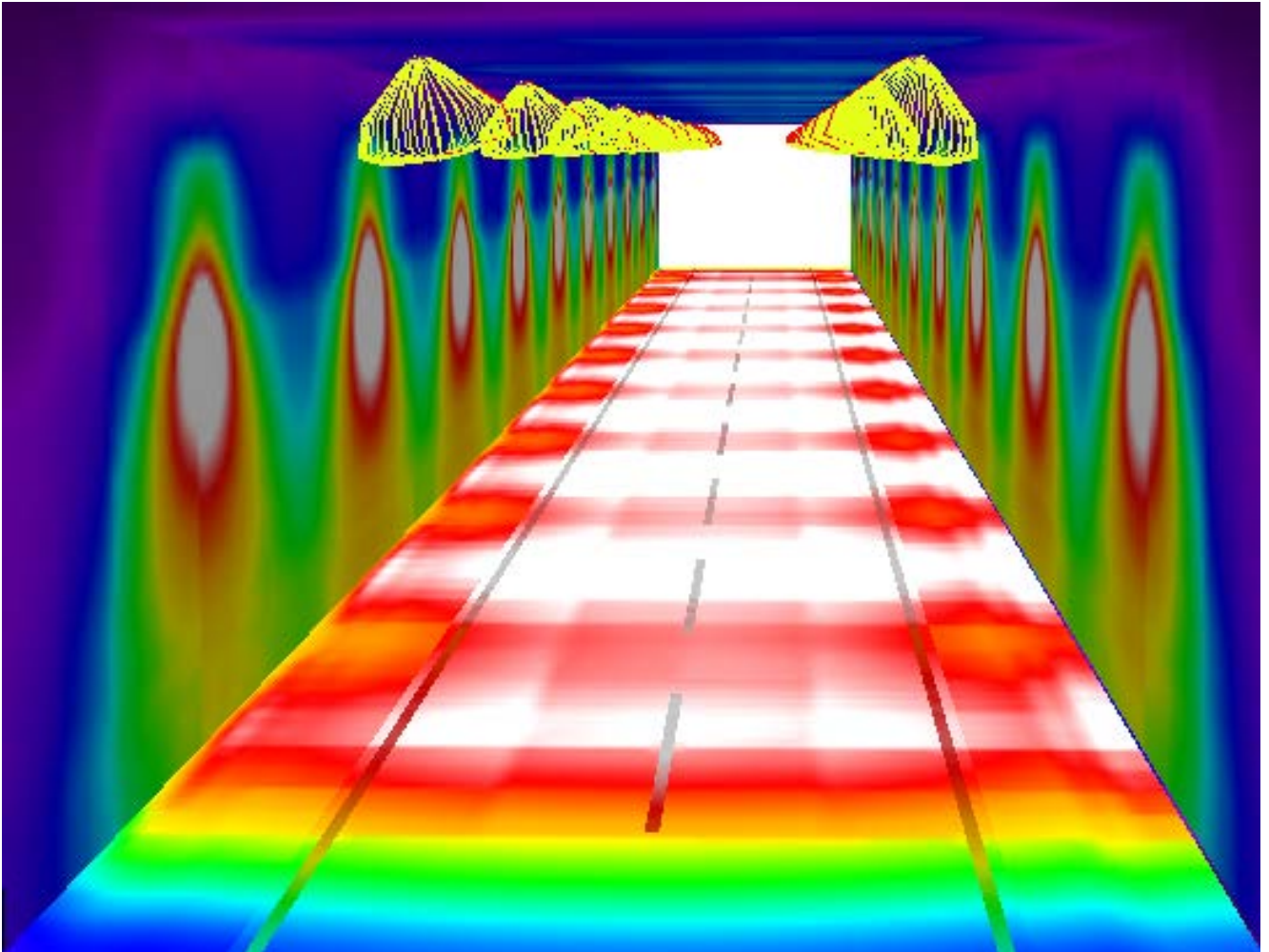
Street 1 / 3D Rendering





Operator
Telephone
Fax
e-Mail

Street 1 / False Colour Rendering

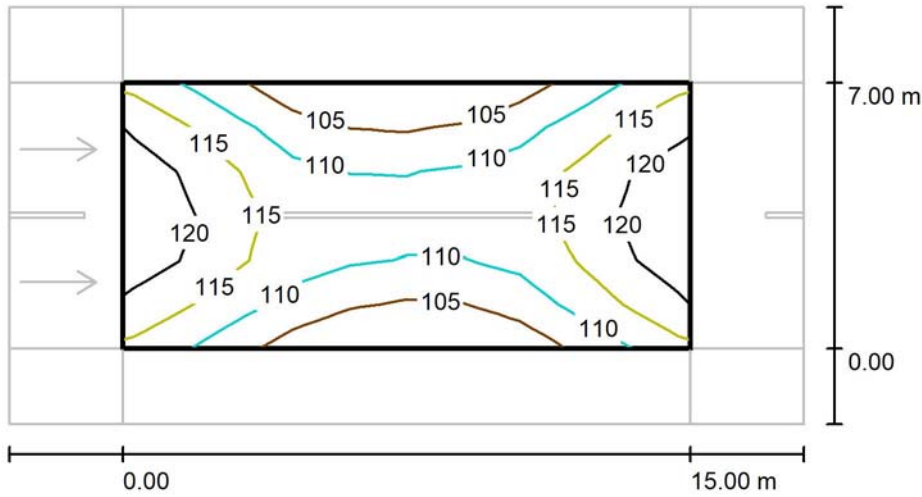


0 15 30 45 60 75 90 105 120

lx

Operator
 Telephone
 Fax
 e-Mail

Street 1 / Valuation Field Roadway 1 / Isolines (E)



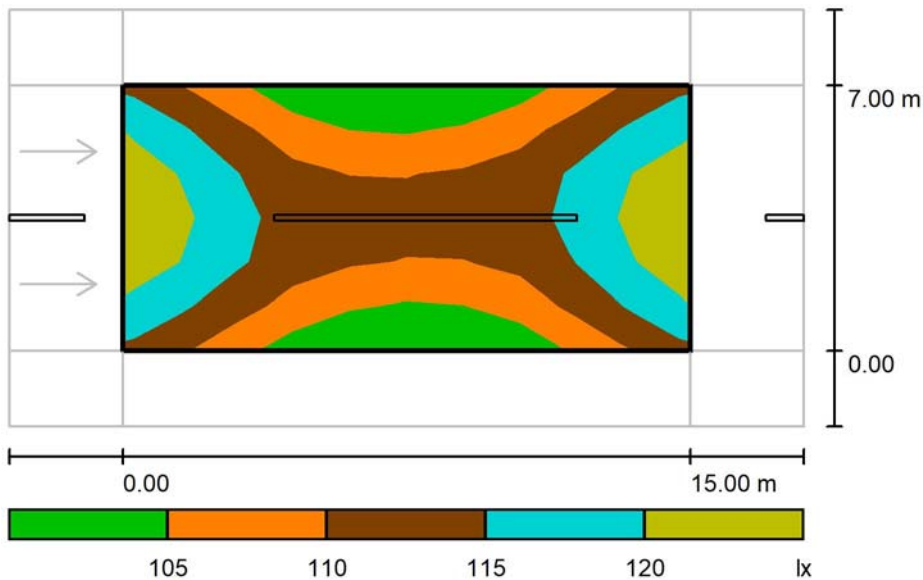
Values in Lux, Scale 1 : 200

Grid: 10 x 6 Points

E_{av} [lx]	E_{min} [lx]	E_{max} [lx]	u_0	E_{min} / E_{max}
112	100	124	0.896	0.813

Operator
Telephone
Fax
e-Mail

Street 1 / Valuation Field Roadway 1 / Greyscale (E)



Scale 1 : 200

Grid: 10 x 6 Points

E_{av} [lx]
112

E_{min} [lx]
100

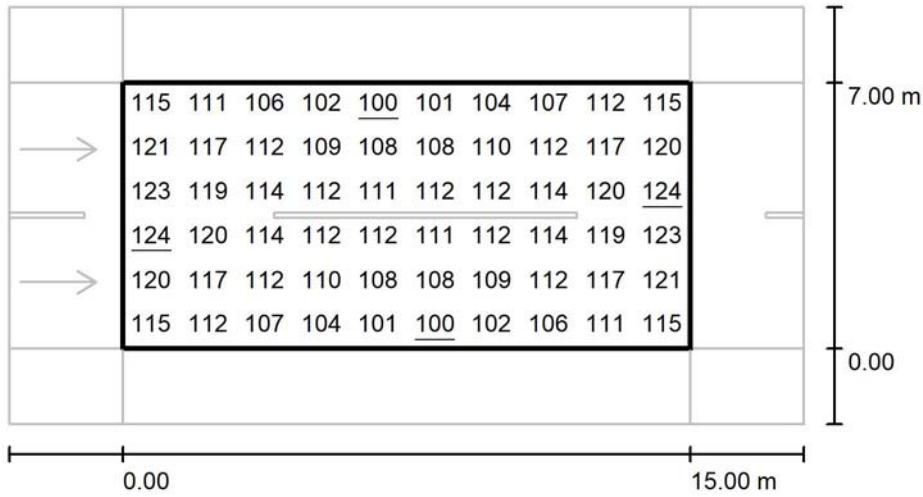
E_{max} [lx]
124

u_0
0.896

E_{min} / E_{max}
0.813

Operator
 Telephone
 Fax
 e-Mail

Street 1 / Valuation Field Roadway 1 / Value Chart (E)



Values in Lux, Scale 1 : 200

Grid: 10 x 6 Points

E_{av} [lx]
112

E_{min} [lx]
100

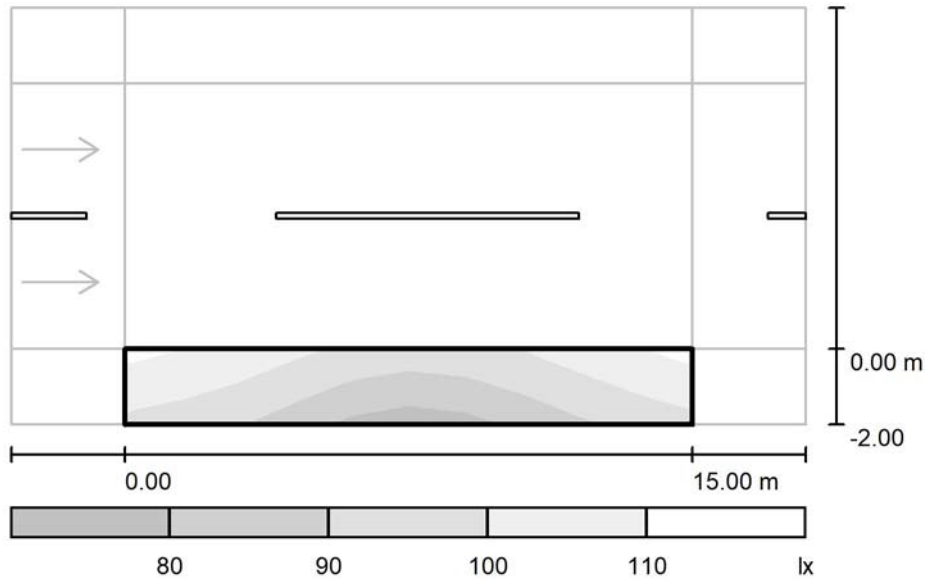
E_{max} [lx]
124

u_0
0.896

E_{min} / E_{max}
0.813

Operator
Telephone
Fax
e-Mail

Street 1 / Valuation Field Sidewalk 1 / Greyscale (E)



Scale 1 : 200

Grid: 10 x 3 Points

E_{av} [lx]
95

E_{min} [lx]
78

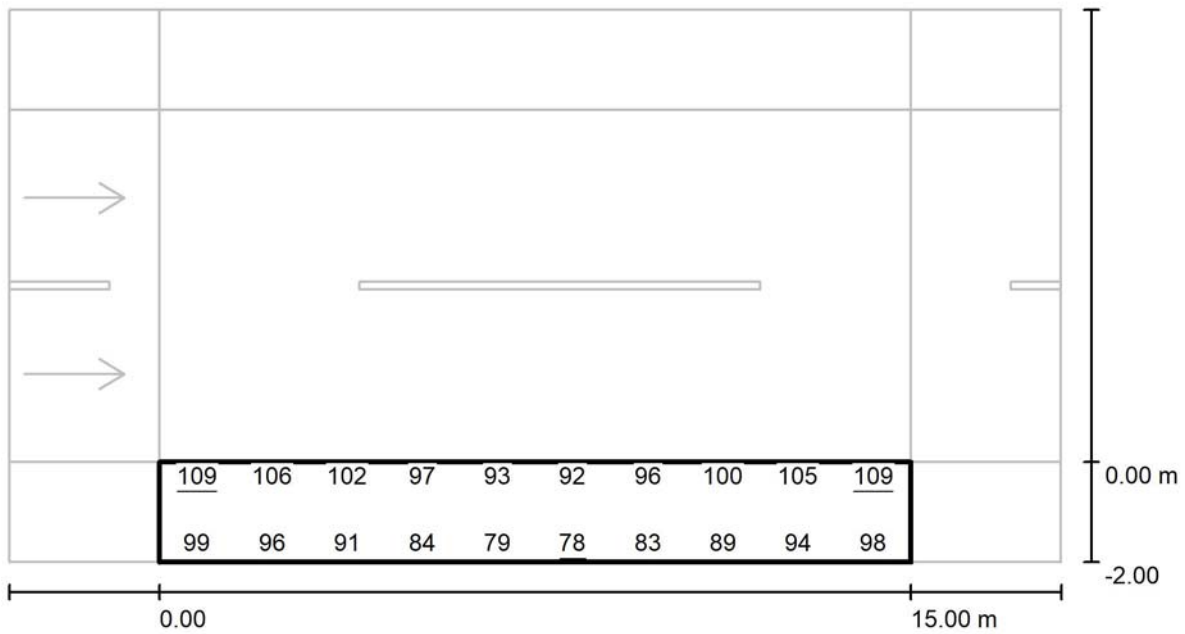
E_{max} [lx]
109

u_0
0.821

E_{min} / E_{max}
0.715

Operator
 Telephone
 Fax
 e-Mail

Street 1 / Valuation Field Sidewalk 1 / Value Chart (E)



Values in Lux, Scale 1 : 151

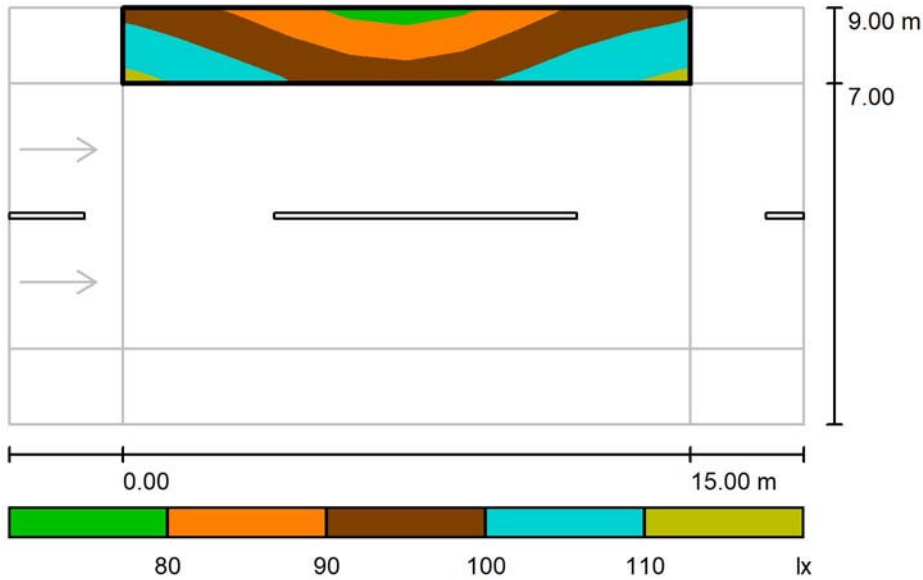
Not all calculated values could be displayed.

Grid: 10 x 3 Points

E_{av} [lx]	E_{min} [lx]	E_{max} [lx]	u0	E_{min} / E_{max}
95	78	109	0.821	0.715

Operator
Telephone
Fax
e-Mail

Street 1 / Valuation Field Sidewalk 2 / Greyscale (E)



Scale 1 : 200

Grid: 10 x 3 Points

E_{av} [lx]
95

E_{min} [lx]
78

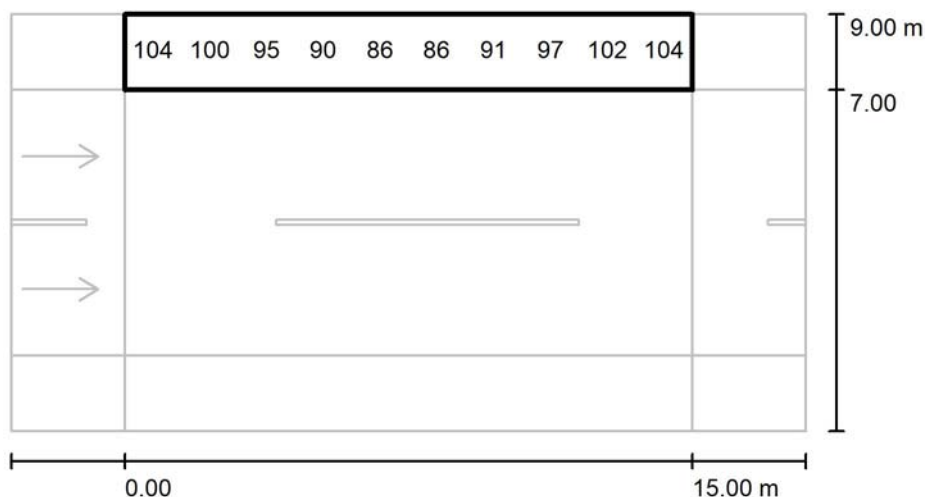
E_{max} [lx]
109

u_0
0.821

E_{min} / E_{max}
0.715

Operator
 Telephone
 Fax
 e-Mail

Street 1 / Valuation Field Sidewalk 2 / Value Chart (E)



Values in Lux, Scale 1 : 200

Not all calculated values could be displayed.

Grid: 10 x 3 Points

E_{av} [lx]	E_{min} [lx]	E_{max} [lx]	u0	E_{min} / E_{max}
95	78	109	0.821	0.715